

Hvernig á að útbúa Turnitin skilahólf í Canvas

1 Smellið á Verkefni.

Háskólinn á Akureyri
University of Akureyri

Account
Admin
Dashboard
Courses
Calendar
Timetable

turnitin

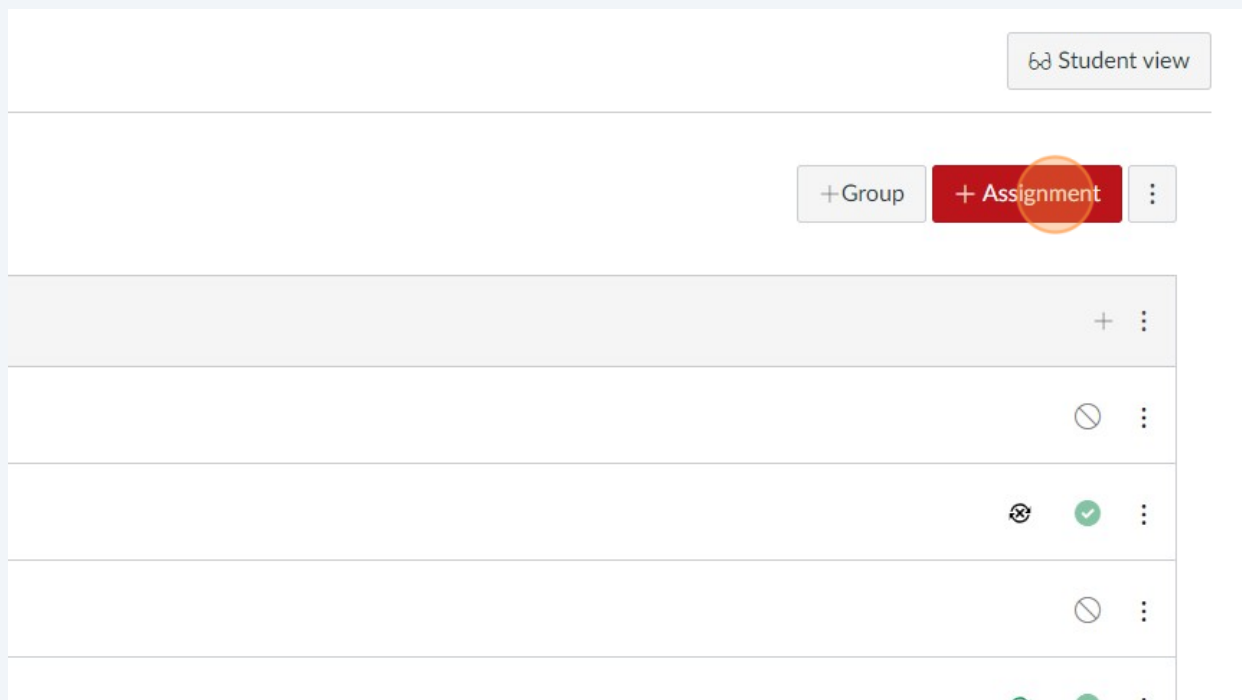
Home
Assignments
New Analytics
Item Banks
Announcements
Discussions
People
Pages
Files
Syllabus

Turnitin profuskilahólf nemenda í HA

Þetta "námskeið" er ætlað nemendum til að skila v námskeiði og aðeins nemandinn hefur aðgang að s profuskilahólfið eins oft og hann vill. Nýtt verkefni áður.

Profuskilahólf í Turnitin

2 Smellið á "+ Verkefni" uppi í hægra horninu.



3 Fyllið út nauðsynlegar upplýsingar um verkefnið.

4 Smellið á felligluggan undir "Tegund skila" og veljið "Ytra tæki".

Assignment group

Display grade as

Do not count this assignment towards the final grade

Submission type

External Tool Options

Enter or find an external tool URL

Load this tool in a new tab

5 Smellið á "Finna".

Do not count this assignment towards the final grade

Submission type

External Tool Options

Enter or find an external tool URL

Load this tool in a new tab

Submission Attempts **Allowed attempts**

6 Finnið "Turnitin" á listanum og veljið það. Þurfið að smella á "Velja" í lokin.

Do not count this assignment towards...

Assignment type

External tool

External Tool Options

Enter or find an external tool URL

http://www.example.com/launch

Load this tool in a new tab

Attempts

Allowed attempts

Unlimited

Configure external tool

Select a tool from the list below, or enter a URL for an external tool you already know is configured with Basic LTI to add a link to it to this module.

Quizzes LTI is an LTI Assignment based solution for delivering LMS-based quizzes

TEDEd

Search YouTube videos in the TEDEd Channel. A new icon will show up in your course rich editor letting you search for TEDEd content and add it to content.

Turnitin

Turnitin Framework

Unavailable for use as external tool

YouTube

Cancel Select

7 Þið þurfið svo að stilla tímaramman fyrir verkefnið.

Anonymous instructor annotations Anonymise all annotations made by instructors on submissions for this assignment in DocViewer

Assign

Assign to

Everyone X

Due

YYYY-MM-DD (today)

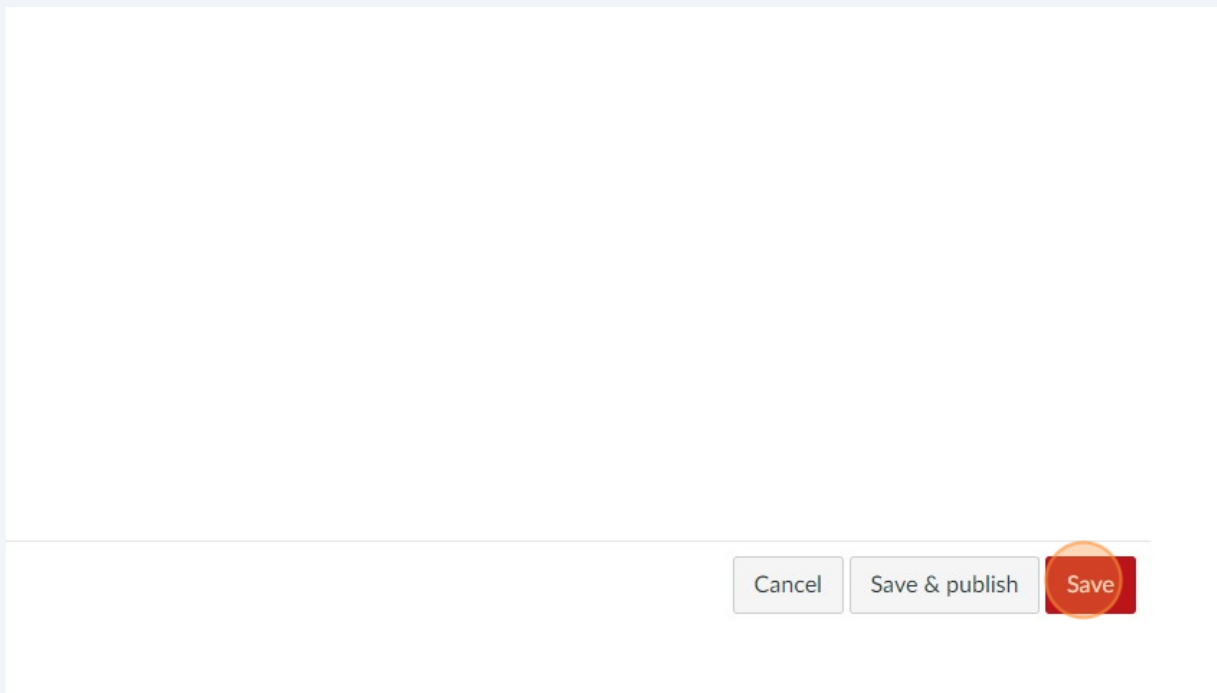
Available from

Until

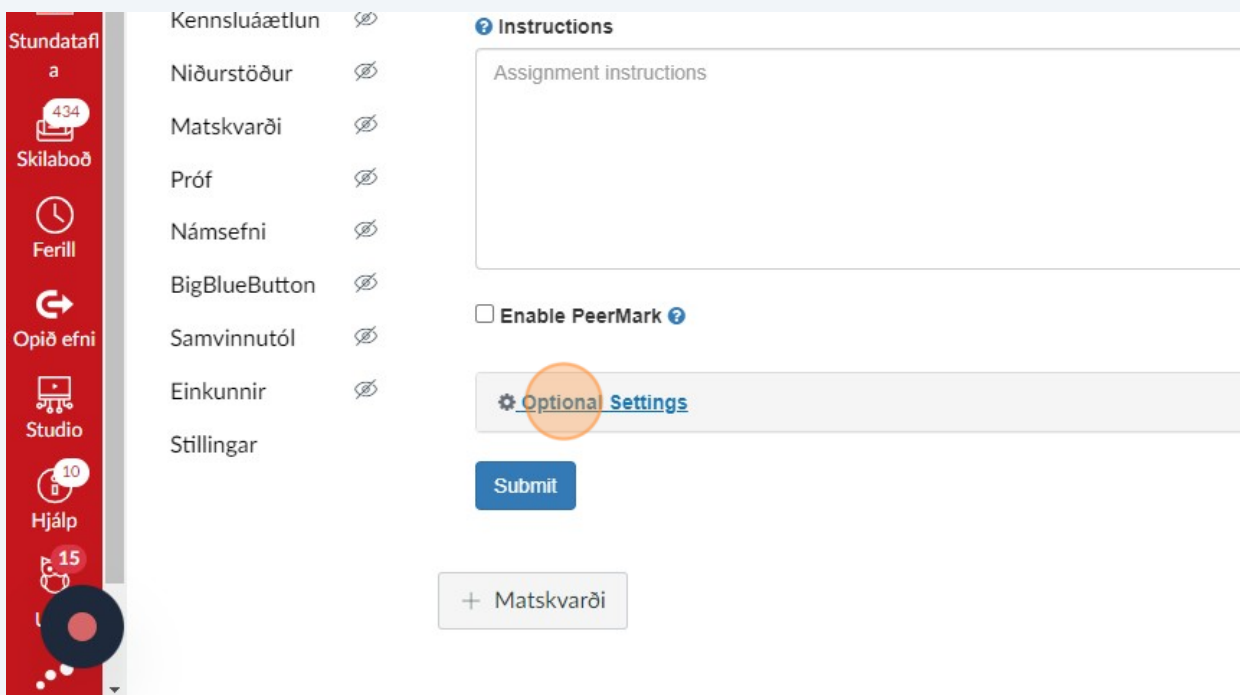
+ Add

Notify users that this content has changed

8 Þið þurfið svo að vista stillingarnar í lokin.



9 Þá opnast Turnitin skilahólfrið sem þarf að stilla rétt. Smellið á "Optional Settings".



10

Byrjið á að velja hvar á að geyma verkefnin. Annað hvort "Standard paper repository" fyrir skilaverkefni eða "Do not store the submitted papers" ef um þrúfuskiilahólf er að ræða.

Enable PeerMark ?

2024-04-04 23

Optional Settings

Submission settings

Submit papers to

Standard paper repository

Allow submission of any file type ?

Allow late submissions ?

Enable anonymous marking ?

Standard paper repository

Institution paper repository

Do not store the submitted papers

Similarity Report

11

Smellið á "Allow submission of any file type" og þá geta nemendur skilað á mismunandi formum (t.d. Word, PDF o.fl.).

Enable PeerMark ?

Optional Settings

Submission settings

Submit papers to

Standard paper repository

Allow submission of any file type ?

Allow late submissions ?

Enable anonymous marking ?

Enable grammar checking using ETS® e-rater® technology ?

Attach a rubric ?

Similarity Report

Generate Similarity Reports for student submission

12

Smellið á "Allow late submissions". Þá geta nemendur skilað eftir að skilafrestur er liðinn en þau verkefni litast rauð. Með þessu losnið þið við alla tölvupóstana frá þeim sem voru bara aðeins of seinir að skila.

The screenshot shows the Blackboard interface. On the left is a navigation menu with icons and labels: Námskeið, Dagatal, Stundatafla, Skilaboð (434), Ferill, Opið efni, and Studio. The main content area is titled "Optional Settings" and contains "Submission settings" and "Similarity Report" sections. In the "Submission settings" section, the "Allow late submissions" checkbox is highlighted with an orange circle. Other settings include "Submit papers to" (Standard paper repository), "Allow submission of any file type" (checked), "Enable anonymous marking", "Enable grammar checking using ETS® e-rater® technology", and "Attach a rubric". The "Similarity Report" section has "Generate Similarity Reports for student submission" checked.

13

Smellið síðan á felliboxið undir "Similarity Report" og veljið þar valkostinn í miðjunni. Þá fá nemendur tækifæri til að skila oftar en einu sinni og þið losnið við tölvupóstinn frá nemendanum sem setti óvart inn vitlaust skjal.

The screenshot shows the "Similarity Report" settings in the Blackboard interface. The "Generate Similarity Reports for student submission" checkbox is checked. Below it is a dropdown menu with the selected option "Generate reports immediately (students cannot resubmit)", which is highlighted with an orange circle. Other settings include "Enable anonymous marking", "Enable grammar checking using ETS® e-rater® technology", "Attach a rubric", "Enable Translated Matching", "Allow students to view Similarity Reports", and "Exclude bibliographic materials". At the bottom, there are three options for report generation: "Generate reports immediately (students cannot resubmit)", "Generate reports immediately (students can resubmit until due date): After 3 resubmissions, reports generate after 24 ho", and "Generate reports on due date (students can resubmit until due date)".

14

Merkið við hakið "Allow students to view Similarity Reports" svo þau læri nú eitthvað af þessu.

Heim

Verkefni

Skilafrestur Fimmtudagur fyrir 23:59 Punktar 0 Legg fram ytra tæki

Nýjar greiningar

Spurningabankar

Tilkynningar

Umræður

Fólk

Síður

Skrár

Kennsluáætlun

Niðurstöður

Matskvarði

Próf

Generate Similarity Reports for student submission

Generate reports immediately (students can resubmit until due date): After 3 resu

Enable Translated Matching [What languages does Translated Matching support?](#)

Allow students to view Similarity Reports

Exclude bibliographic materials

Exclude quoted materials

Exclude small sources

Compare against

Student paper repository

15

Smellið á "Submit" og þá er allt klárt.

Kennsluáætlun

Niðurstöður

Matskvarði

Próf

Námsefni

BigBlueButton

Samvinnutól

Einkunnir

Stillingar

Upload or create a template of text to be automatically excluded from the Similarity I

[Upload Template](#) [Create Custom Template](#)

Note: Once a submission has been made to the assignment, templates can no long

[Template Requirements](#)

Additional settings

Save these settings for future use

[Submit](#)

[+ Matskvarði](#)